

Алматы (7273)495-231  
Ангарск (3955)60-70-56  
Архангельск (8182)63-90-72  
Астрахань (8512)99-46-04  
Барнаул (3852)73-04-60  
Белгород (4722)40-23-64  
Благовещенск (4162)22-76-07  
Брянск (4832)59-03-52  
Владивосток (423)249-28-31  
Владикавказ (8672)28-90-48  
Владимир (4922)49-43-18  
Волгоград (844)278-03-48  
Вологда (8172)26-41-59  
Воронеж (473)204-51-73  
Екатеринбург (343)384-55-89

Ижевск (3412)26-03-58  
Иваново (4932)77-34-06  
Иркутск (395)279-98-46  
Казань (843)206-01-48  
Калининград (4012)72-03-81  
Калуга (4842)92-23-67  
Кемерово (3842)65-04-62  
Киров (8332)68-02-04  
Коломна (4966)23-41-49  
Кострома (4942)77-07-48  
Краснодар (861)203-40-90  
Красноярск (391)204-63-61  
Курск (4712)77-13-04  
Курган (3522)50-90-47  
Липецк (4742)52-20-81

Киргизия (996)312-96-26-47

Магнитогорск (3519)55-03-13  
Москва (495)268-04-70  
Мурманск (8152)59-64-93  
Набережные Челны (8552)20-53-41  
Нижний Новгород (831)429-08-12  
Новокузнецк (3843)20-46-81  
Ноябрьск (3496)41-32-12  
Новосибирск (383)227-86-73  
Ноябрьск (3496)41-32-12  
Омск (3812)21-46-40  
Орел (4862)44-53-42  
Оренбург (3532)37-68-04  
Пенза (8412)22-31-16  
Петрозаводск (8142)55-98-37  
Псков (8112)59-10-37

Россия (495)268-04-70

Пермь (342)205-81-47  
Ростов-на-Дону (863)308-18-15  
Рязань (4912)46-61-64  
Самара (846)206-03-16  
Саранск (8342)22-96-24  
Санкт-Петербург (812)309-46-40  
Саратов (845)249-38-78  
Севастополь (8692)22-31-93  
Симферополь (3652)67-13-56  
Смоленск (4812)29-41-54  
Сочи (862)225-72-31  
Ставрополь (8652)20-65-13  
Сыктывкар (8212)25-95-17  
Сургут (3462)77-98-35  
Тамбов (4752)50-40-97

Казахстан (772)734-952-31

Тверь (4822)63-31-35  
Тольятти (8482)63-91-07  
Томск (3822)98-41-53  
Тула (4872)33-79-87  
Тюмень (3452)66-21-18  
Улан-Удэ (3012)59-97-51  
Ульяновск (8422)24-23-59  
Уфа (347)229-48-12  
Хабаровск (4212)92-98-04  
Чебоксары (8352)28-53-07  
Челябинск (351)202-03-61  
Череповец (8202)49-02-64  
Чита (3022)38-34-83  
Якутск (4112)23-90-97  
Ярославль (4852)69-52-93

<https://follett.nt-rt.ru> || [fti@nt-rt.ru](mailto:fti@nt-rt.ru)

## КАТАЛОГ



# Contents

## Ice machines

Chewblet® ice	3
Horizon Elite™	4
RIDE® (Remote ice delivery)	6
Ice Manager™ Diverter Valve System	7
Maestro Plus™	8

## Ice storage bins

Upright ice storage bins	9
Ice•DevIce™ ice storage and transport	10
ITS ice storage and transport	11
Ice Pro™ ice bagging bin	12

## Ice dispensers

Vision™ ice and beverage dispensers	13
7 and 15 Series	14
Symphony Plus™ Series	15



## Solutions, inspired by ice

For 70 years Follett® has been creating innovative ice solutions to promote health, safety, and well-being. From gravity dispense ice storage bins and transport systems, to scale-inhibiting Horizon Elite ice machines with consumer-preferred Chewblet ice and remote ice delivery (RIDE technology), to the widest offering of ice and water dispensers in the industry, Follett can keep your ice cleaner, save your staff hours of extra work and delight your customers, all while providing lower life cycle costs.

# Choose The right ice

People love Chewblet ice! In fact, it's preferred 2:1 over cube ice because it's an easy to chew, fun kind of ice.

## Join in on the profits

30% will buy more fountain drinks when they have Chewblet ice

- increases sales of high margin fountain drinks
- lowers syrup costs due to superior drink displacement

## Exceptional performance

Chewblet ice matches the performance of cubes

- melts at a similar rate
- produces same coldplate performance

## More ice options

- Chewblet ice (approximately 1" long)
- Micro Chewblet™ (approximately 3/8" long)
- flake ice



"I've been going to (my local drive-thru restaurant) on my lunch hour almost every day for the past year just to get Chewblet ice"

"I fell in love with Chewblet ice! It's chewable, tastes great and makes my drink fun"

"My family loves the ice so much that I bring home a bag and keep it in the freezer for the kids"

Chewblet



Micro Chewblet



Flake






# High capacity Horizon Elite ice machines



## Revolutionary design

**The challenge:** Water with high levels of dissolved minerals, also called total dissolved solids (TDS), cause scale buildup, clogged drain lines and soft ice that can jam dispensers

**The solution:** With Horizon Elite, fresh inlet water forces dissolved solids to the reservoir where they are isolated and expelled in low volume flushes



## Horizon Elite utilizes significant advancements in technology to **reduce operating costs over the life of the ice machine**

Minimize need for water treatment

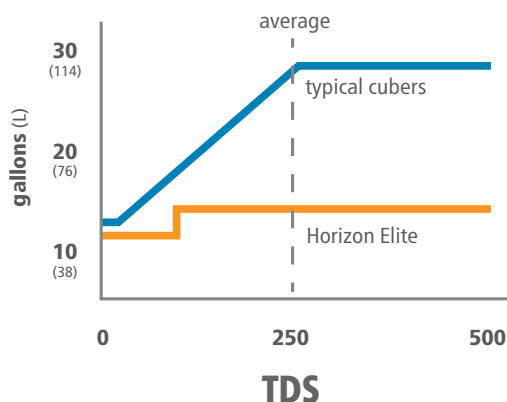
Reduce frequency of descaling

Dispense ice more reliably

### Horizon Elite

- largely eliminates the need to descale the ice machine between normal sanitizing intervals
- dramatically reduces the need for reverse osmosis or other expensive scale control in most scale-prone waters
- produces purer ice to provide trouble-free dispensing
- promotes longer equipment life with less wear on the gearmotor
- uses 35% to 50% less water than cube ice machines
- eliminates the need to inspect or replace bearings

Water used per 100 lb (45 kg) of ice



“We were amazed that there was no scale on the evaporators or augers after over a year of operation in high TDS water”



## Out-of-the-way **RIDE** ice machines

RIDE (remote ice delivery equipment) automatically delivers ice through a tube up to 75 feet

- provides full access to clean dispenser ice storage area
- removes heat and noise in fountain area
- creates upscale look with ice machine out of view
- opens up more space for merchandising
- facilitates easier access for maintenance; no interruption to customers




		Capacity per day	Condensing	Compatible with Ice Manager	Available ice types	Maximum RIDE distance
Maestro Plus	425	Up to 425 lbs	Self-contained air- and water-cooled	N	Chewblet	20 ft
Horizon Elite	710	Up to 759 lbs	Self-contained air-cooled	N	Chewblet, Micro Chewblet	75 ft
	1010	Up to 1036 lbs	Self-contained air- and water- cooled; Remote air-cooled	Y	Chewblet, Micro Chewblet	75 ft
	1410	Up to 1450 lbs	Self-contained air- and water- cooled; Remote air-cooled	Y	Chewblet, Micro Chewblet	75 ft
	1810	Up to 1784 lbs	Remote air-cooled	Y	Chewblet, Micro Chewblet	75 ft
	2110	Up to 2039 lbs	Remote air-cooled	Y	Chewblet, Micro Chewblet	75 ft

# Ice distribution with **Ice Manager**

The Ice Manager diverter valve system sends ice to two dispense points from only one ice machine

- ice delivery based on demand delivers ice when you want it, where you want it
- fewer ice machines to purchase and maintain
- more efficient use of your production capacity





# Compact Maestro Plus ice machines

Maestro Plus ice machines deliver up to 425 lbs of Chewblet ice in less space

- Chewblet ice is customer-preferred
- top mount 425 series automatically fills bins or ice and beverage dispensers
- machines meet CEE Tier 2 guidelines for energy efficiency
- 425 series with RIDE automatically delivers ice up to 20 ft away
- self-flushing and semi-automatic cleaning for longer life and less maintenance

Maestro Plus integrated ice machine bin is only 24" wide and fits under standard 34" counters. Available with legs for freestanding applications.



Series	Capacity per day	Condensing	Compatible with Ice Manager	Available ice types
Integrated icemaker bin	Up to 425 lbs	Self-contained air-cooled	N	Micro Chewblet, flake
Maestro Plus	Up to 425 lbs	Self-contained air- and water-cooled	N	Chewblet, flake







## Ice storage **Upright bins**

Fresher, cleaner ice is always at hand with first-in-first-out ice turnover and the patented SmartGATE® ice shield

- hands, clothes and hair stay out of ice storage area
- SmartGATE controls the flow of ice for fewer spills and faster operation
- elevated bin allows ergonomic access to ice
- upright bins require less floor space than comparable slope front bins



Doors	Models available	Widths	Capacities
Single	14 models	30 - 60"	450 - 2000 lbs
Double	7 models	72 - 96"	1800 - 4600 lbs

# Ice storage and transport

## Ice•Devlce

Sanitary gravity dispensing eliminates scooping for cleaner, safer ice. Ice•Devlce dispenses ice 7 times faster than scooping.

- dispenses ice through a chute directly into SmartCART™ 75 for fast and easy delivery of ice
- reduces risk of contamination from human contact
- cleaner, fresher ice with first-in-first-out ice turnover
- less risk of slips and falls with reduced ice spills
- fewer strains and sprains by eliminating scooping and carrying ice



Doors	Models available	Widths	Capacities
Single	12 models	30 - 60"	450 - 1600 lbs
Double	6 models	72"	2100 - 4600 lbs





## Ice storage and transport

# ITS

Sanitary gravity dispensing eliminates scooping for cleaner, safer ice. ITS dispenses ice 15 times faster than scooping.

- dispenses ice through a bottom-mounted gate into a SmartCART 240 for high volume sites
- first-in-first-out ice turnover for cleaner, fresher ice every time
- reduces labor with fast ice delivery
- decreases human contact for more sanitary ice delivery
- improves worker and guest safety with less effort and fewer spills

Bays	Models available	Widths	Capacities
Single	2 models	31"	300 - 600 lbs
Double	2 models	60"	1300 - 2100 lbs
Triple	2 models	90"	1700 - 3200 lbs







## Semi-automatic ice bagger **Ice Pro**

Increase profits by bagging your own ice at a fraction of the cost of prepackaged ice. Half your profits are lost when you purchase ice.

- fill 6 to 8 bags of ice per minute
- increases profit on selling packaged ice
- fits a wide variety of bags and can be used to fill containers or ice coolers
- bag and transport for convenient distribution in stadiums and catering
- compatible with Chewblet ice and cube ice up to 1 inch square

DB650



Model	
DB650SA	650 lb ice storage
DB1000SA	1000 lb ice storage



Models  
exclusively with  
ice and water

## Low-profile dispensers **Vision Series**

Upgrade your aesthetics  
while providing more  
sanitary ice for  
your customers

- create an upscale fountain station
- low profile design with minimal counter footprint
- compatible with RIDE ice machines
- single or dual-sided models with up to 12 valves on each side optimizes throughput
- ice-only or ice and water configurations available
- perfect for island applications

Model	
VU155	Up to 150 lb ice storage – 8 or 10 valves
VU155N	Up to 150 lb ice storage – ice and water or ice-only
VU300	Up to 300 lb ice storage – single or dual sided with 8, 10 or 12 valves per side





# Ice and water 7 and 15, Series

125 lb ice production per day of  
consumer-preferred  
Chewblet ice



7 Series  
ice and water dispenser



15 Series  
ice and water dispenser

- 7 and 15 Series feature drainless operation for easier, less expensive installation
- compact designs, including models to fit under wall-mounted cabinets
- popular 7 and 15 options include internal filtration

Model	
7 Series	125 lb production, 7 lbs ice storage – ice and water or ice only
15 Series	125 lb production, 15 lbs ice storage – ice and water or ice only



# Ice and water Symphony Plus

425 lb ice production  
per day and models with up to  
90 lb storage capacity



- sanitary lever or SensorSAFE™ infrared dispensing options
- space-saving designs offer the most compact footprints in the industry
- popular choice for cafeterias, break rooms, and iced coffee programs
- uses 20% less energy and 40% less water to produce ice than similar-sized cube ice machines

Model	
12 Series	Integral ice machine and 12 lb ice storage
25 Series	Modular ice machine and 25 lb ice storage
50 Series	Modular ice machine and 50 lb ice storage
110 Series	Modular ice machine and 90 lb ice storage





Алматы (7273)495-231  
Ангарск (3955)60-70-56  
Архангельск (8182)63-90-72  
Астрахань (8512)99-46-04  
Барнаул (3852)73-04-60  
Белгород (4722)40-23-64  
Благовещенск (4162)22-76-07  
Брянск (4832)59-03-52  
Владивосток (423)249-28-31  
Владикавказ (8672)28-90-48  
Владимир (4922)49-43-18  
Волгоград (844)278-03-48  
Вологда (8172)26-41-59  
Воронеж (473)204-51-73  
Екатеринбург (343)384-55-89

Ижевск (3412)26-03-58  
Иваново (4932)77-34-06  
Иркутск (395)279-98-46  
Казань (843)206-01-48  
Калининград (4012)72-03-81  
Калуга (4842)92-23-67  
Кемерово (3842)65-04-62  
Киров (8332)68-02-04  
Коломна (4966)23-41-49  
Кострома (4942)77-07-48  
Краснодар (861)203-40-90  
Красноярск (391)204-63-61  
Курск (4712)77-13-04  
Курган (3522)50-90-47  
Липецк (4742)52-20-81

Киргизия (996)312-96-26-47

Магнитогорск (3519)55-03-13  
Москва (495)268-04-70  
Мурманск (8152)59-64-93  
Набережные Челны (8552)20-53-41  
Нижний Новгород (831)429-08-12  
Новокузнецк (3843)20-46-81  
Ноябрьск (3496)41-32-12  
Новосибирск (383)227-86-73  
Ноябрьск (3496)41-32-12  
Омск (3812)21-46-40  
Орел (4862)44-53-42  
Оренбург (3532)37-68-04  
Пенза (8412)22-31-16  
Петрозаводск (8142)55-98-37  
Псков (8112)59-10-37

Россия (495)268-04-70

Пермь (342)205-81-47  
Ростов-на-Дону (863)308-18-15  
Рязань (4912)46-61-64  
Самара (846)206-03-16  
Саранск (8342)22-96-24  
Санкт-Петербург (812)309-46-40  
Саратов (845)249-38-78  
Севастополь (8692)22-31-93  
Симферополь (3652)67-13-56  
Смоленск (4812)29-41-54  
Сочи (862)225-72-31  
Ставрополь (8652)20-65-13  
Сыктывкар (8212)25-95-17  
Сургут (3462)77-98-35  
Тамбов (4752)50-40-97

Казахстан (772)734-952-31

Тверь (4822)63-31-35  
Тольятти (8482)63-91-07  
Томск (3822)98-41-53  
Тула (4872)33-79-87  
Тюмень (3452)66-21-18  
Улан-Удэ (3012)59-97-51  
Ульяновск (8422)24-23-59  
Уфа (347)229-48-12  
Хабаровск (4212)92-98-04  
Чебоксары (8352)28-53-07  
Челябинск (351)202-03-61  
Череповец (8202)49-02-64  
Чита (3022)38-34-83  
Якутск (4112)23-90-97  
Ярославль (4852)69-52-93