

Алматы (7273)495-231
Ангарск (3955)60-70-56
Архангельск (8182)63-90-72
Астрахань (8512)99-46-04
Барнаул (3852)73-04-60
Белгород (4722)40-23-64
Благовещенск (4162)22-76-07
Брянск (4832)59-03-52
Владивосток (423)249-28-31
Владикавказ (8672)28-90-48
Владимир (4922) 49-43-18
Волгоград (844)278-03-48
Вологда (8172)26-41-59
Воронеж (473)204-51-73
Екатеринбург (343)384-55-89

Ижевск (3412)26-03-58
Иваново (4932)77-34-06
Иркутск (395)279-98-46
Казань (843)206-01-48
Калининград (4012)72-03-81
Калуга (4842)92-23-67
Кемерово (3842)65-04-62
Киров (8332)68-02-04
Коломна (4966)23-41-49
Кострома (4942)77-07-48
Краснодар (861)203-40-90
Красноярск (391)204-63-61
Курск (4712)77-13-04
Курган (3522)50-90-47
Липецк (4742)52-20-81

Киргизия (996)312-96-26-47

Магнитогорск (3519)55-03-13
Москва (495)268-04-70
Мурманск (8152)59-64-93
Набережные Челны (8552)20-53-41
Нижний Новгород (831)429-08-12
Новокузнецк (3843)20-46-81
Ноябрьск (3496)41-32-12
Новосибирск (383)227-86-73
Ноябрьск (3496)41-32-12
Омск (3812)21-46-40
Орел (4862)44-53-42
Оренбург (3532)37-68-04
Пенза (8412)22-31-16
Петрозаводск (8142)55-98-37
Псков (8112)59-10-37

Россия (495)268-04-70

Пермь (342)205-81-47
Ростов-на-Дону (863)308-18-15
Рязань (4912)46-61-64
Самара (846)206-03-16
Саранск (8342)22-96-24
Санкт-Петербург (812)309-46-40
Саратов (845)249-38-78
Севастополь (8692)22-31-93
Симферополь (3652)67-13-56
Смоленск (4812)29-41-54
Сочи (862)225-72-31
Ставрополь (8652)20-65-13
Сыктывкар (8212)25-95-17
Сургут (3462)77-98-35
Тамбов (4752)50-40-97

Казахстан (772)734-952-31

Тверь (4822)63-31-35
Тольятти (8482)63-91-07
Томск (3822)98-41-53
Тула (4872)33-79-87
Тюмень (3452)66-21-18
Улан-Удэ (3012)59-97-51
Ульяновск (8422)24-23-59
Уфа (347)229-48-12
Хабаровск (4212)92-98-04
Чебоксары (8352)28-53-07
Челябинск (351)202-03-61
Череповец (8202)49-02-64
Чита (3022)38-34-83
Якутск (4112)23-90-97
Ярославль (4852)69-52-93

<https://follett.nt-rt.ru> || fti@nt-rt.ru

Льдогенераторы



Ice storage bins and
transport systems

Upgrade your slope front to a Follett upright

A better bin design improves ice quality and reduces serious health and safety risks for your employees and customers. After all, ice is food and should be handled in a safe and sanitary manner.

single door upright



fresher ice

Are you serving your freshest ice? Always scooping ice from the top of a slope front bin leaves ice at the bottom to go stale, which can impart unpleasant flavors to customer drinks and create potential health hazards.

Follett upright bins maintain a continuous turnover of ice, so your customers get fresh, great tasting ice, all the time.

cleaner ice


When bending into a slope front bin, an employee's arms, head and hair often contact the ice, potentially contaminating it.

Follett upright bins eliminate the need to bend into the bin. Scooping ice is cleaner and safer.




fresh ice turnover

single door upright



slope front



wider selection

Follett offers capacities starting at 500 lb (227 kg) to as much as 4600 lb (2088 kg) to best fit your storage needs.

better access to ice

Front, gated ice access on the Follett upright bin allows you to scoop faster and with less ice spillage, minimizing clean up time.

Reaching into a slope front bin to scoop takes longer and is less ergonomic, creating ice spills.

single door upright



slope front



Only Follett bins have the industry's original, patented SmartGATE®

The durable, all stainless SmartGATE ice shield slides up and down to meter ice flow into the ice access area. Sliding the SmartGATE helps release "stuck" ice known as an ice bridge. Tougher ice bridges can be broken with a paddle through the paddle holes.

SmartGATE
equipped models



lower risk

Avoid costly slips and falls caused by ice spillage. Follett's SmartGATE controls ice flow to minimize ice spills.

Other manufacturers' gates have no way to meter the amount of ice flowing into the ice access area. Opening the gate often results in large floods of ice spilling on the floor. The ice that has not fallen to the floor fills the ice storage area, blocking the gate from being closed.

labor savings

SmartGATE saves time with quicker and easier operation. It also minimizes ice spillage and the time spent cleaning it up.

corrosion resistant tops*

Bin tops are constructed of smooth polyethylene with no exposed metal to eliminate the risk of corrosion and make it easier to clean. Metal tops, even stainless, can corrode from chlorine that is commonly found in water supplies.

* Standard on most models.

safer work area

other
manufacturers



The average back injury costs employers more than \$10,000 in direct costs.



control the flow of ice

SmartGATE gives operators control over the flow of ice into the ice access area. Other designs often result in large spills of ice.

single door
upright



other
manufacturers



Gravity dispense with SmartCART™ transport

Make delivering ice quick, sanitary and less complex. Opening the dispense gate sends ice through the chute into a cart or container without any hand contact. Closing the gate stops the flow. You have complete control of how your ice is dispensed.

optimum sanitation

Eliminate scooping and the health issues associated with operators' hands contacting and contaminating the ice.

fastest ice removal

Gravity systems are the fastest method for dispensing ice. Follett offers two types of gravity systems.

Dispense ice through a chute with the Ice•Devlce series (7 times faster than scooping) into a SmartCART 75 for fast and easy ice delivery.

Dispense larger volumes of ice through the (ITS) Ice Transport System's bottom mounted gate (15 times faster than scooping) into a SmartCART 240 for high volume sites such as stadiums, arenas and any application that requires ice to be served directly from an ice cart.

fastest and safest ice delivery

SmartCART ice carts are 4 times faster and much safer than transporting heavy loads of ice by hand. Individual Totes™ limit lifted loads to 25 lb (11 kg).

Ice•Devlce™



faster ice delivery

SmartCART 75



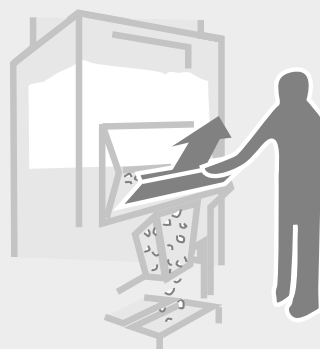
SmartCART 240




innovative design

Gravity dispense does the work for you. Dispense up to 700 lb (318 kg) in seconds. Ice storage capacities are available from 500 lb (227 kg) to 4600 lb (2088 kg).

Ice•Devlce
gravity dispense



Ice Transport
System (ITS)



Ice Pro DB1000



Ice Pro™ automatic ice bagging and dispensing system

Bags are automatically blown open and filled with a touch of a button. Ice Pro accommodates most popular bag sizes. Bag stand is easily removed for filling carts or other containers such as coolers.

increase profits*

When compared to purchasing pre-packaged ice, making bagged ice with Ice Pro reduces costs from \$1 to \$0.25 for a 7-10 lb (3-5 kg) bag. That's \$10,000 per year more profit with 250 bags sold per week.



Ice Pro DB650

ice on demand

Two storage capacities are available so you don't run out of ice – especially during busy seasons when it can be difficult to get ice from your vendor.

fast

Fill 6 to 8 bags per minute. That's 85% faster than manually bagging.



Bags are blown open



easy

Ice Pro's intuitive controls will have operators bagging in minutes. Set the dispense time, turn on the blower and press start. Bags are instantly filled without hands contacting the ice.



Series/model	Maximum bin capacity lb (kg)	Width in (cm)	Depth ¹ in (cm)	Height ² in (cm)	Required door access in (cm)
slope front					
300-22 ^{4,5}	300 (136)	22.00 (55.9)	31.50 (80.0)	40.00 (101.6)	23.00 (58.4)
425-30 ⁵	430 (195)	30.00 (76.2)	31.50 (80.0)	40.00 (101.6)	31.00 (78.7)
650-44 ⁵	660 (299)	44.00 (111.8)	31.50 (80.0)	40.00 (101.6)	32.00 (81.3)
950-48 ⁵	950 (431)	48.00 (121.9)	31.50 (80.0)	50.00 (127.0)	32.00 (81.3)
1025-52 ⁵	1030 (467)	52.00 (132.1)	31.50 (80.0)	50.00 (127.0)	32.00 (81.3)
single door upright with SmartGATE					
SG500S-30 ³	460 (209)	30.00 (76.2)	31.00 (78.7)	44.50 (113.0)	31.00 (78.7)
SG700S-30	680 (308)	30.00 (76.2)	31.00 (78.7)	60.00 (152.4)	31.00 (78.7)
SG1000S-36 ⁵	990 (449)	36.00 (91.4)	31.00 (78.7)	69.50 (176.5)	31.00 (78.7)
SG860S-48 ³	860 (390)	48.00 (121.9)	31.00 (78.7)	46.50 (118.1)	31.00 (78.7)
SG1010S-48	1000 (454)	48.00 (121.9)	31.00 (78.7)	56.00 (142.4)	32.00 (81.3)
SG1175S-48	1185 (538)	48.00 (121.9)	31.00 (78.7)	62.00 (157.5)	32.00 (81.3)
SG1300S-48	1320 (599)	48.00 (121.9)	31.00 (78.7)	65.00 (165.1)	32.00 (81.3)
SG1160S-56	1170 (531)	56.00 (142.2)	31.00 (78.7)	56.00 (142.2)	32.00 (81.3)
SG1350S-56	1360 (617)	56.00 (142.2)	31.00 (78.7)	62.00 (157.5)	32.00 (81.3)
SG1080S-60 ³	1080 (490)	60.00 (152.4)	31.00 (78.7)	46.50 (118.1)	32.00 (81.3)
SG1325S-60	1325 (601)	60.00 (152.4)	31.00 (78.7)	56.00 (142.2)	32.00 (81.3)
SG1475S-60	1490 (676)	60.00 (152.4)	31.00 (78.7)	62.00 (157.5)	32.00 (81.3)
SG1650S-60	1660 (753)	60.00 (152.4)	31.00 (78.7)	65.00 (165.1)	32.00 (81.3)
SG2000S-60 ⁶	2000 (908)	60.00 (152.4)	31.00 (78.7)	80.00 (203.2)	32.00 (81.3)
double door upright with SmartGATE (SG3200-72, SG3900-72, SG4600-72 ship in two sections)					
SG1850-96 ⁵	1870 (848)	96.00 (243.8)	31.00 (78.7)	51.00 (129.5)	32.00 (81.3)
SG2100-72 ⁵	2110 (957)	72.00 (182.9)	40.00 (101.6)	57.00 (144.8)	41.00 (104.1)
SG2250-72 ⁵	2250 (1021)	72.00 (182.9)	48.00 (121.9)	50.50 (128.3)	49.00 (124.5)
SG2650-72 ⁵	2650 (1202)	72.00 (182.9)	40.00 (101.6)	66.50 (168.9)	41.00 (104.1)
SG3200-72 ⁵	3240 (1470)	72.00 (182.9)	48.00 (121.9)	69.50 (176.5)	35.00 (88.9)
SG3900-72 ⁵	3940 (1787)	72.00 (182.9)	48.00 (121.9)	81.50 (207.1)	44.00 (111.8)
SG4600-72 ⁵	4640 (2105)	72.00 (182.9)	48.00 (121.9)	93.00 (236.2)	47.00 (119.4)
single door Ice•Device with SmartGATE (not recommended for use with flake or soft extruded ice)					
DEV500SG-30-75	460 (209)	30.00 (76.2)	31.00 (78.7)	63.00 (160.0)	32.00 (81.3)
DEV700SG-30-75	680 (308)	30.00 (76.2)	31.00 (78.7)	78.50 (199.4)	32.00 (81.3)
DEV860SG-48-75 ³	860 (390)	48.00 (121.9)	31.00 (78.7)	65.50 (166.4)	32.00 (81.3)
DEV1010SG-48-75	1000 (454)	48.00 (121.9)	31.00 (78.7)	74.50 (189.2)	32.00 (81.3)
DEV1175SG-48-75	1185 (538)	48.00 (121.9)	31.00 (78.7)	80.50 (204.5)	32.00 (81.3)
DEV1300SG-48-75	1320 (599)	48.00 (121.9)	31.00 (78.7)	84.00 (213.4)	32.00 (81.3)
DEV1160SG-56-75	1170 (531)	56.00 (142.2)	31.00 (78.7)	74.50 (189.2)	32.00 (81.3)
DEV1350SG-56-75	1360 (617)	56.00 (142.2)	31.00 (78.7)	80.50 (204.5)	32.00 (81.3)
DEV1080SG-60-75 ³	1080 (490)	60.00 (152.4)	31.00 (78.7)	65.50 (166.4)	32.00 (81.3)
DEV1325SG-60-75	1325 (601)	60.00 (152.4)	31.00 (78.7)	74.50 (189.2)	32.00 (81.3)
DEV1475SG-60-75	1490 (676)	60.00 (152.4)	31.00 (78.7)	80.50 (204.5)	32.00 (81.3)
DEV1650SG-60-75	1660 (753)	60.00 (152.4)	31.00 (78.7)	84.00 (213.4)	32.00 (81.3)
double door Ice•Device with SmartGATE (not recommended for use with flake or soft extruded ice)					
DEV2100SG-72-75 ⁵	2110 (957)	72.00 (182.9)	40.00 (101.6)	75.50 (191.8)	41.00 (104.1)
DEV2250SG-72-75 ⁵	2250 (1021)	72.00 (182.9)	48.00 (121.9)	69.50 (176.5)	46.00 (116.8)
DEV2650SG-72-75 ⁵	2650 (1202)	72.00 (182.9)	40.00 (101.6)	85.50 (217.2)	41.00 (104.1)
DEV3200SG-72-75 ⁵	3240 (1470)	72.00 (182.9)	48.00 (121.9)	88.50 (224.8)	35.00 (88.9)
DEV3900SG-72-75 ⁵	3940 (1787)	72.00 (182.9)	48.00 (121.9)	100.50 (255.3)	44.00 (111.8)
DEV4600SG-72-75 ⁵	4640 (2105)	72.00 (182.9)	48.00 (121.9)	112.00 (284.5)	47.00 (119.4)

Алматы (7273)495-231
Ангарск (3955)60-70-56
Архангельск (8182)63-90-72
Астрахань (8512)99-46-04
Барнаул (3852)73-04-60
Белгород (4722)40-23-64
Благовещенск (4162)22-76-07
Брянск (4832)59-03-52
Владивосток (423)249-28-31
Владикавказ (8672)28-90-48
Владимир (4922) 49-43-18
Волгоград (844)278-03-48
Вологда (8172)26-41-59
Воронеж (473)204-51-73
Екатеринбург (343)384-55-89

Ижевск (3412)26-03-58
Иваново (4932)77-34-06
Иркутск (395)279-98-46
Казань (843)206-01-48
Калининград (4012)72-03-81
Калуга (4842)92-23-67
Кемерово (3842)65-04-62
Киров (8332)68-02-04
Колмна (4966)23-41-49
Кострома (4942)77-07-48
Краснодар (861)203-40-90
Красноярск (391)204-63-61
Курск (4712)77-13-04
Курган (3522)50-90-47
Липецк (4742)52-20-81

Магнитогорск (3519)55-03-13
Москва (495)268-04-70
Мурманск (8152)59-64-93
Набережные Челны (8552)20-53-41
Нижний Новгород (831)429-08-12
Новокузнецк (3843)20-46-81
Новосибирск (383)227-86-73
Новосибирск (3496)41-32-12
Омск (3812)21-46-40
Орел (4862)44-53-42
Оренбург (3532)37-68-04
Пенза (8412)22-31-16
Петрозаводск (8142)55-98-37
Псков (8112)59-10-37

Пермь (342)205-81-47
Ростов-на-Дону (863)308-18-15
Рязань (4912)46-61-64
Самара (846)206-03-16
Саранск (8342)22-96-24
Санкт-Петербург (812)309-46-40
Саратов (845)249-38-78
Севастополь (8692)22-31-93
Симферополь (3652)67-13-56
Смоленск (4812)29-41-54
Сочи (862)225-72-31
Ставрополь (8652)20-65-13
Сыктывкар (8212)25-95-17
Сургут (3462)77-98-35
Тамбов (4752)50-40-97

Тверь (4822)63-31-35
Тольятти (8482)63-91-07
Томск (3822)98-41-53
Тула (4872)33-79-87
Тюмень (3452)66-21-18
Улан-Удэ (3012)59-97-51
Ульяновск (8422)24-23-59
Уфа (347)229-48-12
Хабаровск (4212)92-98-04
Чебоксары (8352)28-53-07
Челябинск (351)202-03-61
Череповец (8202)49-02-64
Чита (3022)38-34-83
Якутск (4112)23-90-97
Ярославль (4852)69-52-93

Киргизия (996)312-96-26-47

Россия (495)268-04-70

Казахстан (772)734-952-31